

YUVASHAKTI MODEL SCHOOL

BUDH VIHAR, DELHI – 110086

SUMMER BREAK HOMEWORK

SESSION - 2026-27

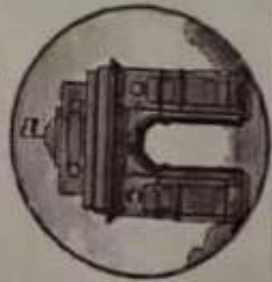


Class - 1



मेरा शहर दिल्ली

1 चित्र पहचानो और नाम लिखें।



Blank lines for writing the name of the monument.



Blank lines for writing the name of the building.



Blank lines for writing the name of the flower.



2 सही मिलान करें।



स्वादिष्ट
खाना



दिल्ली मेट्रो



चिड़ियाघर

3 रंग भरें और वाक्य पूरे करें।



1. दिल्ली में _____ बहुत प्रसिद्ध है।


2. मेरा शहर _____ बहुत सुंदर है।

धन्यवाद!

www.dreamtost.com

PLACES IN THE CITY

* Look and choose the correct answer.
(Mira y escoge la alternativa correcta.)

	THEATER
	HOSPITAL
	PARK


	SUPERMARKET
	BAKERY
	BUS STOP

	SCHOOL
	LIBRARY
	RESTAURANT

	FIRE STATION
	MUSEUM
	BANK

	MUSEUM
	BANK
	SUPERMARKET

	PARK
	BUS STOP
	SCHOOL

	BUS STOP
	FIRE STATION
	LIBRARY

	HOSPITAL
	PARK
	FIRE STATION

	BAKERY
	MUSEUM
	HOSPITAL

	LIBRARY
	SUPERMARKET
	THEATER

Are You Helping or Hurting Your City?

Read and write the correct number in the pictures

1. Leave the water running



2. Ride a bike



3. Use plastic products



4. Turn off the lights

5. Plant trees

6. Throw garbage on the floor











Write in the correct column

HELP THE CITY	HURT THE CITY

DATA HANDLING

Count and write the number of different fruits in the table given below



FRUITS	NUMBER
	
	
	
	
	
	
	

Name: _____

Date: _____

Technology Terms

Directions: Write the name of each item on the line next to each picture

Mouse

Monitor

Keyboard

Headphones

CPU

1.



2.



3.



4.



5.




Look at the picture and tick the correct answer



1. How many children are playing in the park?
 - a. two
 - b. three
 - c. four
2. What is the weather like in the picture?
 - a. rainy
 - b. partly cloudy
 - c. windy
3. What can you see in the park besides the children?
 - a. trees and flowers
 - b. cars and buildings
 - c. mountains and rivers
4. Are there any animals in the picture if so, What are they ?
 - a. dogs
 - b. ducks
 - c. cat

COLOUR THE PICTURE

MY CITY DELHI



MY CITY DELHI

SUMMER BREAK HOMEWORK

English : 1. Kindly complete pages (17 to 40) from the English writing book. (**Write and Style**)

2. Write 5 lines on My Delhi.

3. Learn and write 10 new words related to Delhi.

Note - To spread awareness about staying healthy during summer, all students are required to make a "Seasonal Fruits Chart." and make a video while making it.

हिंदी -1. प्रतिदिन एक पेज सुलेख लिखिए।

2. "मेरा दिल्ली शहर" पर पाँच पंक्तियाँ लिखें।

3. दिल्ली के पाँच प्रसिद्ध स्थानों के चित्र चिपकाइए।

4. दिल्ली के किसी भी एक ऐतिहासिक स्थान पर जाएं उस स्थान का फोटो चिपकाइए, उसके नीचे तीन से पाँच आसान पंक्तियाँ लिखिए कि वह स्थान आपको क्यों अच्छा लगा।

5. "दिल्ली शहर हमारा" विषय पर कोई छोटी हिंदी कविता याद करे, और बोलने का अभ्यास करें।

6. स्वच्छ दिल्ली अभियान

"स्वच्छ दिल्ली" पर एक पोस्टर बनाइए। चित्र बनाकर रंग भरिए और लिखिए - "स्वच्छ दिल्ली, सुंदर दिल्ली"

7. चिकनी मिट्टी (clay) से लाल किला या कुतुब मीनार बनाइए।

रोल नंबर 1 से 10 - लाल किला

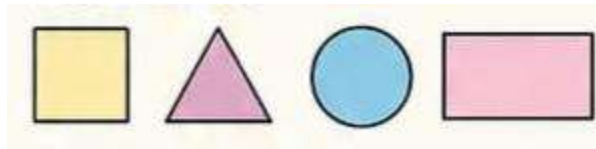
रोल नंबर 11 से 20-कुतुब मीनार

8. "स्वच्छ दिल्ली" विषय पर 1 मिनट का जागरूकता वीडियो बनाइए।

9 अपने तीन पसंदीदा त्योहारों के नाम लिखिए और उनके चित्र बनाइए।

Maths- 1 kindly complete pages (23,24,34 to 38, 52,53,57 to 59) from the **Maths Safari Book**.

2. Kindly complete pages (37 to 48) from the **Maths Pie Book**.



3. Tick ✓ the Correct Answer

1. India Gate is shaped like a:

- a) Circle () b) Rectangle () c) Triangle ()

2. Lotus Temple petals are shaped like:

- a) Square () b) Circle () c) Triangle ()

3. Red Fort walls are mostly:

- a) Round () b) Rectangular () c) Triangular ()

E.V.S -1. kindly complete worksheets (three and six) in the **E.V.S Worksheets Book.**

2. Paste pictures of

- Metro
- Parks
- Historical places (on A-4 size sheet)



3. Draw the National flag and colour it neatly. (on A-4 size sheet)

Computer - Make a drawing in MS Paint

Topic: My City Delhi


What to do

1. Open MS Paint on the computer.
2. Draw India Gate or National Flag using shapes.
3. Colour your drawing using the Fill Tool.
4. Write your Name and Class using the Text Tool.
5. Take a printout and paste it on an A-4 sheet.

Drawing - 1. Kindly complete pages

(8,9,14,16,17,19,23,26,27,34and 35) from the Drawing Book.

2. Thumb printing activity using tricolour theme.(on A-4 size sheet)



G.K. - Answer the following questions

- a.Name any two domestic animals.
- b. Name 4 different landforms.
- c. Name any two fruits and vegetables.
- d. Name any two healthy foods.
- e. Name any animal that eats flesh.
- f. Write the names of any two people who help us.

- g. Name any to machines that make our lives easy.
- h. Name two traditional indian clothes.
- i. Name any four flowers.
- j. Name any two good habits that we should follow.

Moral Science - Answer the following questions

Q1. Whom did Arun see as he left for school?

Q2. Why was Jacob so angry?

Q3. Why did everyone clap for arun?

Q4. Why couldn't the snail go around the banks of the pond to see the golden lotus?

Q5. What did the goldfish see in the pond one day? Write one word the goldfish used to describe it.

PROJECT WORK-

1. Make a card for Father's Day.
2. All students should visit any historical monument in Delhi with their parents. Enjoy and explore the place, click the photos there and paste at least 3 photos in an art file. Learn 4-5 lines about the monument you have visited.
3. Make a first aid box.

Note- Learn the U.T-1 syllabus during the summer vacation (all subjects).

- Kindly use a new three-in- one notebook for all written work of Summer break of all subjects.
- Kindly print all worksheets and ensure your ward completes them.
- Kindly ensure that the work is done neatly under your guidance and student's own handwriting.